




Bär Cargolift – Lifting Performance.



## Bär SmartControl – The unique control concept by radio

Time pressure, carelessness, incorrect operation – even well-trained drivers face these risks when using a tail lift, in particular with the use of radio remote controls. The innovative Bär SmartControl concept has therefore adopted a new approach for avoiding these risks:



### ⚠️ Operation without insight

#### SafeConnect

It is only possible to log into the remote control in close proximity, in order to ensure the defined operating position and therefore guarantee safeguarding the danger zone.

### ⚠️ Unintended operation

#### DoubleClick

All functions require double-click and holding the button.

### ⚠️ Unauthorised operation

#### RadioKey

If the operator leaves the working area or operation does not take place for over one minute, RadioKey automatically locks all controls. Alternatively, these can be manually blocked with the F-pushbutton. Unlocking merely requires that a pushbutton be pressed upon return to the working area.

### ⚠️ Unintentional tilting of the platform

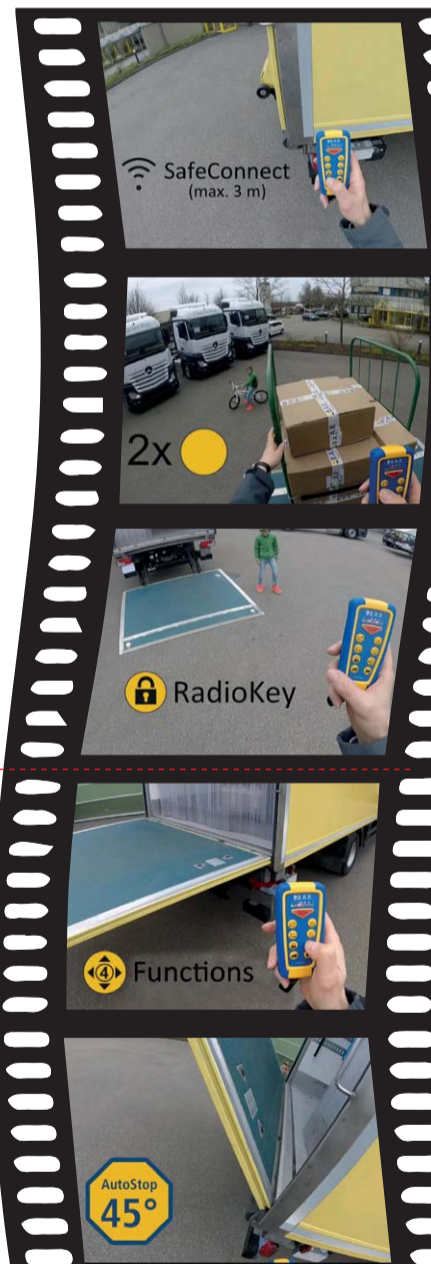
#### ④ Functions

In order to modify the platform angle, it is first necessary to actuate the 4-function pushbutton. This ensures that the operator deliberately performs any modification of the platform angle.

### ⚠️ Crushing and shearing points

#### AutoStop 45°

To draw attention to the danger zone, the platform stops automatically during closing. It can then be fully closed in close proximity to the platform.



## Bär SmartControl remote control – Safe control by radio

The Bär SmartControl remote control combines the Bär SmartControl control concept with a practice-oriented end device. The battery-operated hand-held transmitter is fitted with a robust cover with easy-to-operate pushbuttons. One hand-held transmitter is sufficient to operate the Cargolift on a truck or trailer.

The remote control detects the distance from the Cargolift: Close proximity (approx. 3 m), working range (approx. 12 m) and receiver range (approx. 50 m). In order to log in and completely close the platform, it is necessary to stand in close proximity. Upon leaving the working range, the RadioKey becomes active and locks all operating points.

Bär VanLifts and BusLifts use the Bär SmartControl remote control as a standard control, while it is optionally available for standard Cargolifts. Alternating operation of other controls and the hand-held transmitter is naturally also possible. All operating commands of the remote control are interpreted error-free by means of bidirectional radio.



## Bär SmartControl Plus – Because professional logistics have highest requirements




Efficient solutions are required for professional use. Bär SmartControl Plus with docking station offers the following:

- Bär SmartControl remote control with expanded functional scope and rechargeable hand-held transmitter
- Docking station with new additional functions: Charging function for hand-held transmitter, loss-proof, cabin switch via radio and EasyPairing for fleet use.

### Hand-held transmitter with expanded functional scope


In addition to the functionality of the Bär SmartControl remote control, this hand-held transmitter can control further Cargolift components or vehicle components.

After logging into the Cargolift, the operating level is changed by double-clicking on the F-pushbutton. The LED status display signals the selected control level:

-  Hydraulic jack legs – selectable separately or together
-  Hydraulic under run bar
-  Customised function, for example roll door

The available function keys are used for operating the components – in particular lifting and lowering. It is possible to freely define the pushbutton assignment for the customised function.

Bär SmartControl Plus with docking station can be optionally selected for the product groups Standard, Falt and RetFalt.

 In the case of **RetFalt**, the 4-function pushbutton can also be used to activate the drive in and drive out function:

After pressing the pushbutton for around one second, all function LEDs for the status display start to flash at the same time. By double-clicking on open or close, it is then possible to drive the lift in or out.



### Docking station with new additional functions

The docking station primarily serves to recharge the accumulators of the hand-held transmitter. The hand-held transmitter can also be used as a cabin switch via radio. The Cargolift is prepared for operation by double-clicking on the truck or trailer pushbutton. If the platform is not in the driving position upon departure, the hand-held transmitter issues a checkback signal. Time-intensive cable installations for the checkback signal are therefore unnecessary.


The docking station is loss-proof when coupled with the vehicle for starter interruption. Alternatively, it optically and acoustically signals the missing hand-held transmitter.

The docking station has a further special feature for fleet use: EasyPairing. Each driver receives their own personal hand-held transmitter. As soon as the hand-held transmitter is connected with the docking station, it detects its Cargolifts automatically and is able to operate these.



Depending on your requirements, you have a choice between the innovative equipment items:

- **Bär SmartControl remote control** with battery-operated hand-held transmitter and compact functional scope, available for the product groups VanLift / BusLift / FreeAccess / Standard / Falt / RetFalt
- **Bär SmartControl Plus** with docking station including rechargeable hand-held transmitter and expanded functional scope, available for the product groups Standard / Falt / RetFalt
- **Bär SmartControl cabin control** including Bär SmartControl Plus, available for the product group Standard; rear drive camera system and monitor additionally required



### For a quicker ramp approach – Bär SmartControl cabin control

Manoeuvring with the truck and standard Cargolift at the ramp requires extensive practice – or the Bär SmartControl cabin control. Together with two rear drive cameras and a monitor in the cabin, you can operate and bring the Cargolift perfectly into position – exclusively at Bär also with orientation lines on the monitor (Scharfenberger patent).

Bär SmartControl Plus with docking station is used here for controlling the Cargolift. Of course, the hand-held transmitter can also be used as a radio remote control. Thanks to the radio connection there is no cable installation between the driver's cabin and the Cargolift necessary! The rear drive camera system as well as the monitor are not scope of delivery.

Bär Cargolift – Lifting Performance.